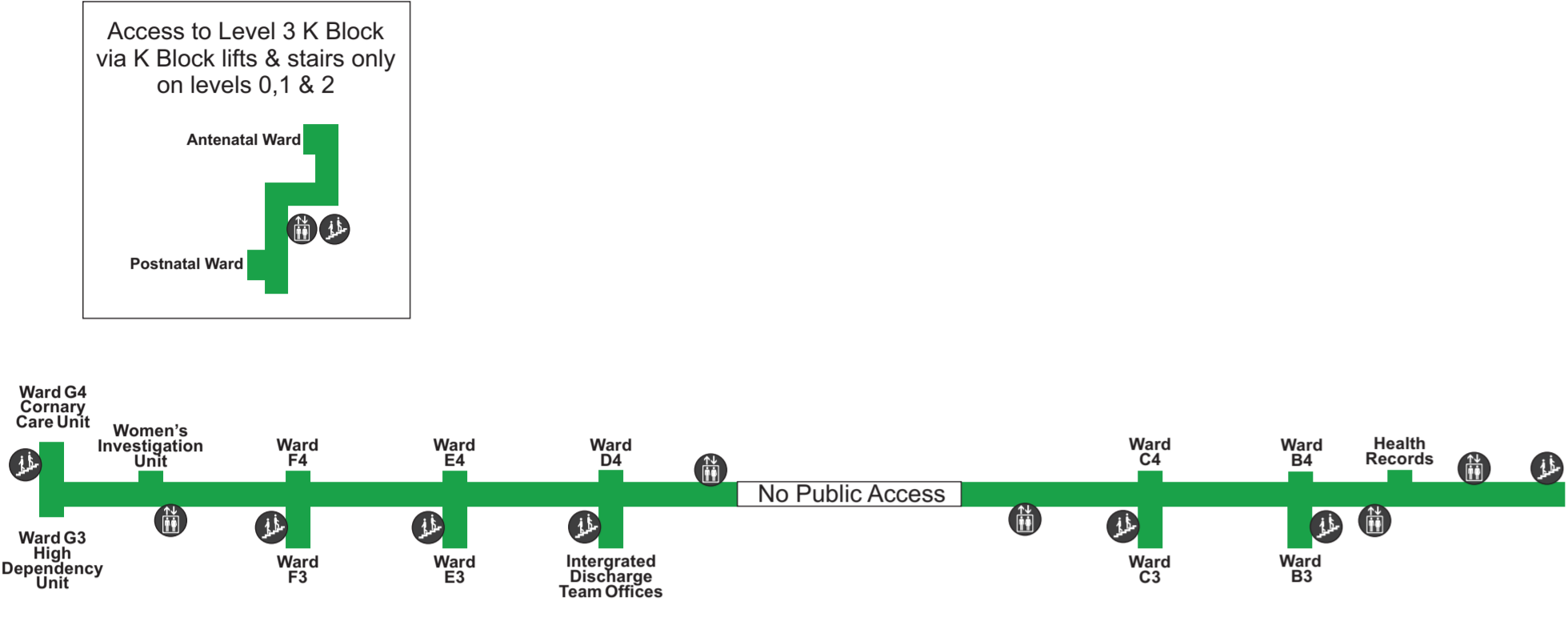



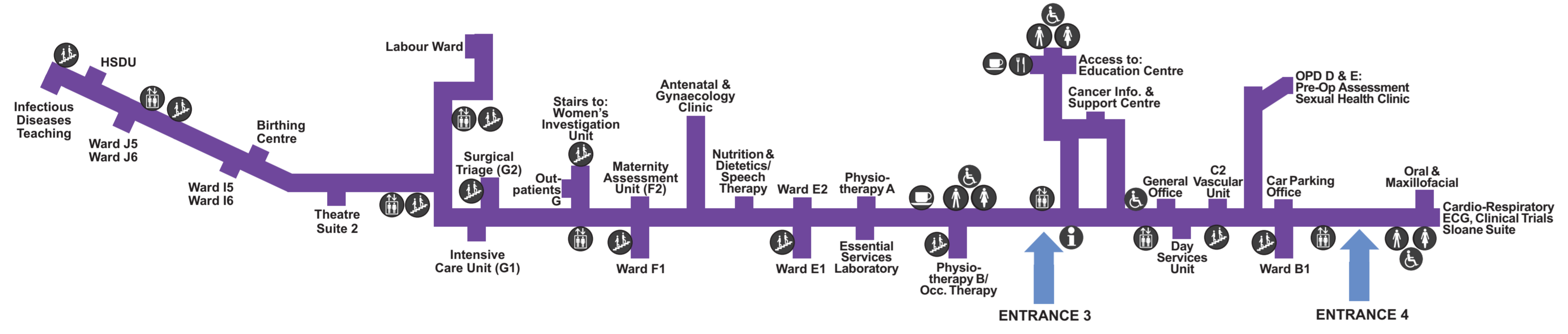
Level 3



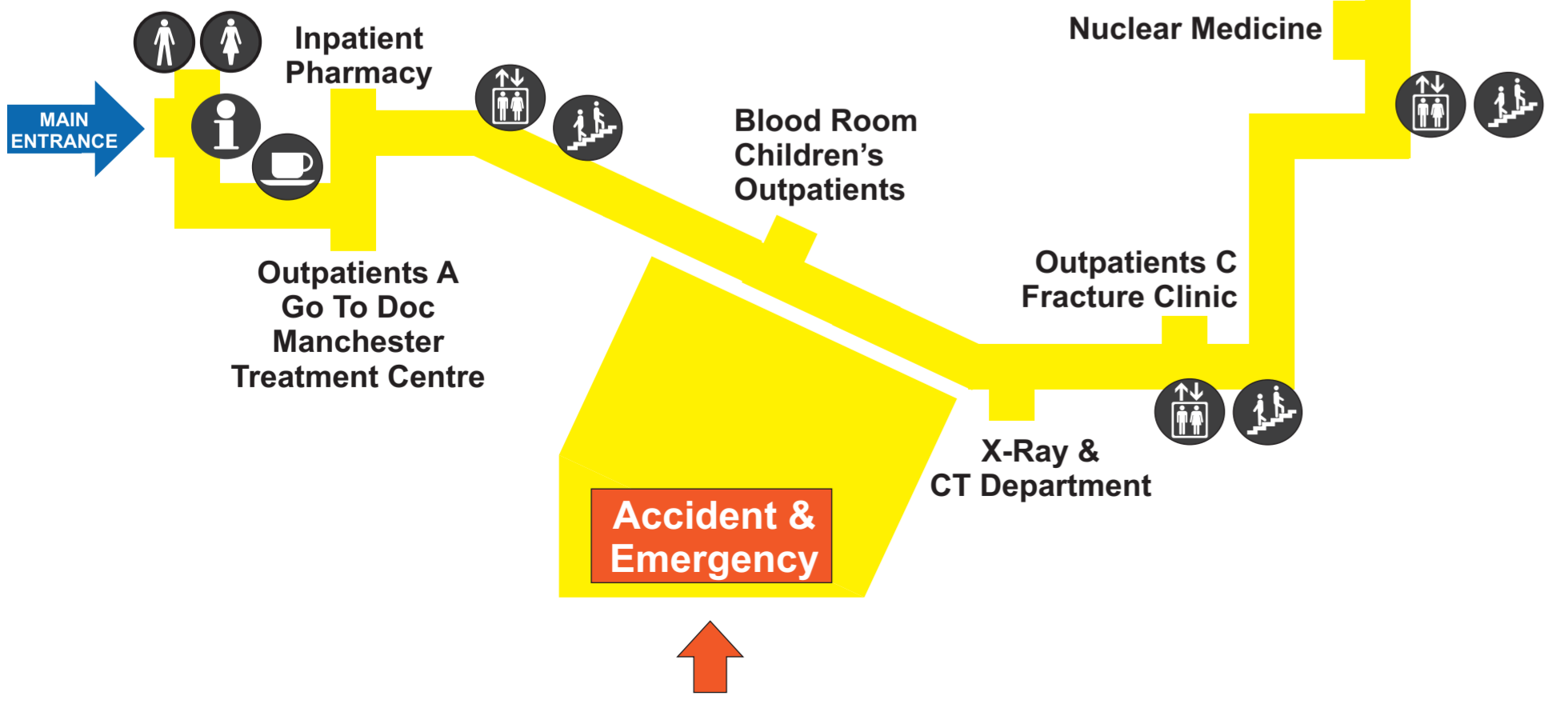
Level 4



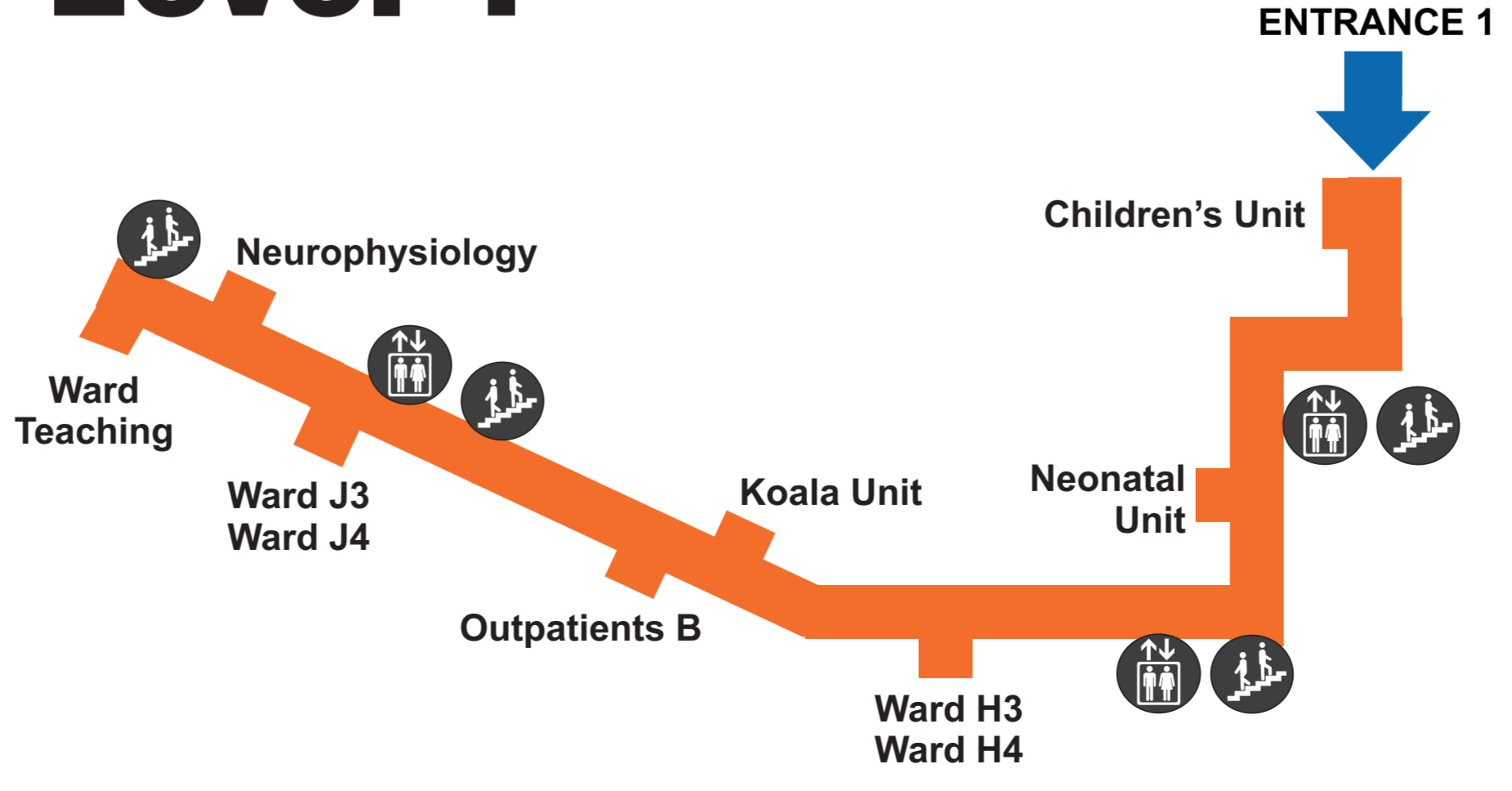
Level 2



Level 0



Level 1



A-Z Listing of Departments/Wards

Accident & Emergency	External Entrance	Maternity Assessment Unit (Ward F2)	F Block Level 2
Antenatal Clinic	External Entrance or E Block Level 2	Maxillofacial & Oral Unit	A Block Level 2
Antenatal Ward	K Block Level 3	Medical Emergency Unit (Ward H3)	H Block Level 1
Audiology (Outpatients B)	I Block Level 1	Medical Illustration Department	Separate Building
Baby Change	C Block Level 2	Mortuary (Jewish)	Separate Building
Baby Feed/ Breastfeeding	D Block Level 2	MRI Scanning	External Entrance
Blossom Unit (Day Services Unit)	C Block Level 2	Neonatal Unit	K Block Level 1
Birthing Centre	I Block Level 2	Neurophysiology	J Block Level 1
Blood Room	I Block Level 0	North Manchester Treatment Centre (Outpatients A)	J Block Level 0
Café - RVS (Main Entrance)	J Block Level 0	Nuclear Medicine	K Block Level 0
Cancer Information & Support Centre	C Block Level 2	Nutrition & Dietetics	E Block Level 2
Cardio-respiratory Department	A Block Level 2	Occupational Health	Separate Building
Carer's Centre	External Entrance	Occupational Therapy	D Block Level 2
Car Parking Office	B Block Level 2	Oral & Maxillofacial Unit	A Block Level 2
Central Stores	Separate Building	Orthotics	I Block Level 1
Chapel of Rest	External Entrance	Outpatients A	J Block Level 0
Chapel - Church of England	A Block Level 2	Outpatients B	I Block Level 1
Chapel - Roman Catholic	D Block Level 2	Outpatients C	H Block Level 0
Children's Outpatients	I Block Level 0	Outpatients D	B Block Level 2
Children's Unit	K Block Level 1	Outpatients E	B Block Level 2
Chiropody (Outpatients B)	I Block Level 1	Outpatients F	Separate Building
Clinical Trials	A Block Level 2	Outpatients G	F Block Level 2
Coronary Care Unit (CCU - Ward G4)	G Block Level 3	Palliative Care Office	C Block Level 2
CT Scanning (X-Ray)	H Block Level 0	Park House	Separate Building
Day Services Unit	C Block Level 2	Pharmacy	J Block Level 0
Day Surgery (Day Services Unit)	C Block Level 2	Pharmacy (Lloyd's)	Separate Building (Main Entrance)
Dermatology (Outpatients F)	Separate Building	Physiotherapy	D Block Level 2
Diabetes & Endocrinology Centre	Separate Building	Post Graduate Medical Centre	Separate Building
Dietitians & Nutrition	E Block Level 2	Postnatal Ward	K Block Level 3
ECG	A Block Level 2	Pre-Op Assessment	B Block Level 2
Endoscopy (Day Services Unit)	C Block Level 2	Psychology Department	Separate Building
ENT (Outpatients B)	I Block Level 1	Renal Unit (Ward G6)	G Block Level 3
Entrance 1	K Block Level 1	Restaurant (The Gallery)	D Block Level 2
Entrance 3 (The Quad)	D Block Level 2	Security Control	Separate Building
Entrance 4	A Block Level 2	Sexual Health Department (Outpatients D)	B Block Level 2
Essential Services Laboratory	D Block Level 2	Shabbos Room	D Block Level 2
Fracture Clinic (Outpatients C)	H Block Level 0	Sloane Suite	A Block Level 2
Gallery Restaurant	D Block Level 2	Speech Therapy	E/F Block Level 2
Gastroenterology Specialist Nurse	J Block Level 0	Surgical Triage Unit (Ward G2)	G Block Level 2
General Office	C Block Level 2	Toilets	A Block Level 2
Go To Doc (Outpatients A)	J Block Level 0	Toilets	D Block Level 2
Gynaecology Clinic	External Entrance or E Block Level 2	Toilets	J Block Level 0
Help Desk/ Information (Entrance 3)	D Block Level 2	Toilets	K Block Level 3
High Dependency Unit (HDU - Ward G3)	G Block Level 3	Trust Headquarters	Separate Building
Infectious Diseases & Tropical Medicine	I Block Level 1	Vascular Unit (Ward C2)	C Block Level 2
Infectious Diseases (Ward Teaching)	J Block Level 1	Vending Room	D Block Level 2
Infectious Diseases (Research Department)	J Block Level 2	Ward B1	B Block Level 2
Intensive Care Unit (ICU - Ward G1)	G Block Level 2	Wards B3 & B4	B Block Level 3
Koala Unit	K Block Level 1	Wards B5 & B6	B Block Level 4
Labour Ward	K Block Level 2	Wards C3 & C4	C Block Level 3
Lilac Centre	Separate Building - Entrance 4	Wards C5 & C6	C Block Level 4
Limb Education Centre	Separate Building	Wards D3 & D4	D Block Level 3
Macmillan Care Patient Advice Office	J Block Level 0	Wards D5 & D6	D Block Level 4
Main Entrance (Crumpsall Way)	J Block Level 0	Wards E1 & E2	E Block Level 2
Main Reception - Help Desk/ Information	J Block Level 0	Wards E3 & E4	E Block Level 3
		Wards E5 & E6	E Block Level 4
		Wards F1 & F2	F Block Level 2
		Ward F2a	F Block Level 3
		Wards F3 & F4	F Block Level 3
		Wards F5 & F6	F Block Level 4
		Wards G1 & G2	G Block Level 2
		Wards G3 & G4	G Block Level 3
		Wards G5 & G6	G Block Level 4
		Wards H3 & H4	H Block Level 1
		Wards J3 & J4	J Block Level 1
		Wards J5 & J6	J Block Level 2
		Wards I5 & I6	I Block Level 2
		Women's Investigation Unit (Ward F2a)	F Block Level 3
		X-Ray	H Block Level 0